









Modo de empleo

- 1, Conecte el cable de alimentación al controlador. Compruebe que la polaridad y tensión sean los correctos. A continuación, establezca los pasos de la siguiente manera.
- 2, Los dos números que aparecen en el lado izquierdo del display digital son para mostrar el modo de Función, y los dos dígitos del lado derecho muestra el nivel de velocidad.
- 3, Hay 8 botones en el mando, la función de las teclas son las siguientes:



Key	key name	Key function specification
	ON/OFF	To turn ON/OFF the output at <u>anytime</u> . can setting the Controlled IC number when in OFF state, to press " +/—" keys to increase or decrease the controlled IC number, and the digital tube will be light up, and shown "P ***", *** is the current controlled IC number.
	Play/Pause key	Can play/pause the controlled in order to observe the effect
	Increase key	Used to increase the controlled IC number, Max can controlled 2048 pieces high speed IC.
	Decrease Key	Used to decrease the controlled IC number, MINI controlled 3 pieces IC.
	Mode +	To choose the former mode , total 133 change mode
	Mode -	To choose the next mode
	Changing speed -	Decrease the changing <u>speed</u> , total 100 level
	Changing speed +	Increase the changing speed

4, El mando a distancia funciona por radiofrecuencia RF, por lo que no hay que apuntar directamente al controlador, dispone de 8 botones con las siguientes funciones:

1. **ON/OFF**: puede apagar o encender en cualquier momento un led (Memoriza el ultimo modo seleccionado).
2. **MODE**: Botón Play/pause, presiona este botón para pausar y activar.
3. **S+**: Botón de aumento de velocidad del modo seleccionado, máximo 100
4. **S-**: Botón de disminución de velocidad del modo seleccionado, mínimo 1
5. **B+**: Botón de selección del programa, dirección ascendente, hay 94 programas distintos.
6. **B-**: Botón de selección del programa, dirección descendente

5, Incluye 133 modos preconfigurados:

- 1 Static red
- 2 Static green
- 3 Static blue
- 4 Static yellow
- 5 Static cyan
- 6 Static purple
- 7 Static white
- 8 Three color jumpy change
- 9 Seven color jumpy change
- 10 Seven color strobe flash
- 11 Red horse race lamp forward direction
- 12 Purple horse race lamp forward direction
- 13 Blue horse race lamp to right direction
- 14 Cyan horse race lamp to left direction
- 15 Seven color cycling horse race lamp to right direction
- 16 Seven color cycling horse race lamp to left direction
- 17 Seven color horse race lamp back-forward direction
- 18 Seven color horse race lamp to left direction
- 19 Seven color horse race lamp to right direction
- 20 Three color gradually change
- 21 Seven color gradually change
- 22 Red backgroup scan lamp back-forward direction
- 23 Green backgroup scan lamp back-forward direction
- 24 Blue backgroup scan lamp back-forward direction
- 25 Yellow backgroup scan lamp back-forward direction
- 26 Cyan backgroup scan lamp back-forward direction
- 27 Purple backgroup scan lamp back-forward direction
- 28 White backgroup scan lamp back-forward direction
- 29 Seven colour scan lamp back-forward direction
- 30 Red water move to right direction
- 31 Red water move to left direction
- 32 Green water move to right direction

- 33 Green water move to left direction
- 34 Blue water move to right direction
- 35 Blue water move to left direction
- 36 Yellow water move to right direction
- 37 Yellow water move to left direction
- 38 Cyan water move to right direction
- 39 Cyan water move to left direction
- 40 Purple water move to right direction
- 41 Purple water move to left direction
- 42 White water move to right direction
- 43 White water move to left direction
- 44 Seven color cycling water move to right direction
- 45 Seven color cycling water move to back-for-ward direction
- 46 Red trail to left single direction
- 47 Purple trail to left single direction
- 48 Cyan trail to right single direction
- 49 Cyan trail to left single direction
- 50 White trail to right single direction
- 51 White trail to left single direction
- 52 Yellow trail to right single direction
- 53 Seven colour jumping trail to right single direction
- 54 Seven colour queue trail to left single direction
- 55 Seven colour alternation trail to left single direction
- 56 Red trail to right single direction
- 57 Purple trail to right single direction
- 58 Blue trail to right single direction
- 59 Cyan trail to right single direction
- 60 White trail to right single direction
- 61 Green trail to right single direction
- 62 Yellow trail to right single direction
- 63 Seven colour jumping trail to right single direction
- 64 Seven colour queue trail to right single direction
- 65 Seven colour alternation trail to right single direction
- 66 Red water trail to right direction
- 67 Purple water trail to right direction
- 68 Blue water trail to right direction
- 69 Cyan water trail to right direction
- 70 White water trail to right direction
- 71 Green water trail to right direction
- 72 Yellow water trail to right direction
- 73 Seven color jumping water trail to right direction
- 74 Seven color colour queue water trail to right direction
- 75 Seven color alternation water trail to right direction
- 76 Red trail to left double direction
- 77 Purple trail to left double direction

78 Blue trail to left double direction
79 Cyan trail to left double direction
80 White trail to left double direction
81 Green trail to left double direction
82 Yellow trail to left double direction
83 Seven color jumping trail to left double direction
84 Seven color jumping queue to left double direction
85 Seven color alternation trail to left double direction
86 Red trail to right double direction
87 Purple trail to right double direction
88 Blue trail to right double direction
89 Cyan trail to right double direction
90 White trail to right double direction
91 Green trail to right double direction
92 Yellow trail to right double direction
93 Seven colour jumping trail to right double direction
94 Seven colour queue trail to right double direction
95 Seven colour alternation trail to right double direction
96 Full colour wave to right direction
97 Seven colour water move to left direction
98 Purple backgroup trail to right double direction
99 Blue backgroup trail to right double direction
100 White backgroup trail to right double direction
101 Cyan backgroup trail to right double direction
102 Green backgroup trail to right double direction
103 Yellow backgroup trail to right double direction
104 Seven colour backgroup trail to right double direction
105 Seven colour spread from the middle to both direction
106 Seven colour breathing from the middle to both direction
107 Seven colour draw curtain
108 Seven colour lower curtain
109 Seven colour spread from both sides to middle
110 Colorful switch
111 Seven colour overlay to right direction
112 Seven colour overlay to left direction
113 Seven colour overlay to left and right direction
114 Seven colour backgroup overlay to double direction
115 Seven colour overlay form middle to sides
116 Seven colour backgroup overlay middle to both sides
117 Seven colour overlay form both sides to the middle
118 Seven colour backgroup overlay both overlay both sides to middle
119 Sub seven colour move back-for-ward direction
120 Sub seven colour jump and move back-for-ward
121 Sub seven colour backgroup move back-for-ward
122 Sub seven colour backgroup move single direction

- 123 Sub seven colour overlay to left and right direction
- 124 Sub seven colour backgroup overlay to left and right
- 125 Sub seven colour spread to single direction
- 126 Sub seven colour spread back-for-ward
- 127 Sub seven colour water move to left and right
- 128 Sub seven colour spread form middle to both sides
- 129 Sub seven colour stretch from middle to both sides
- 130 Sub seven colour stretch to single direction
- 131 Sub seven overlay to single direction
- 132 Auto paly circularly
- 133 Custom combination Mode